Installation instructions

Required Tools and parts







1、Remove side panel







2、Take away electrical box cover



3、Remove top cover of dehumidifier



Push top cover as the Arrow direction



4、Install electric heater





Fix the 4 screws of the electric heater






Go through the wire hole
Go through the wire hole

5、Connect to the terminals



6、Recover all the covers





7、Install side panel



